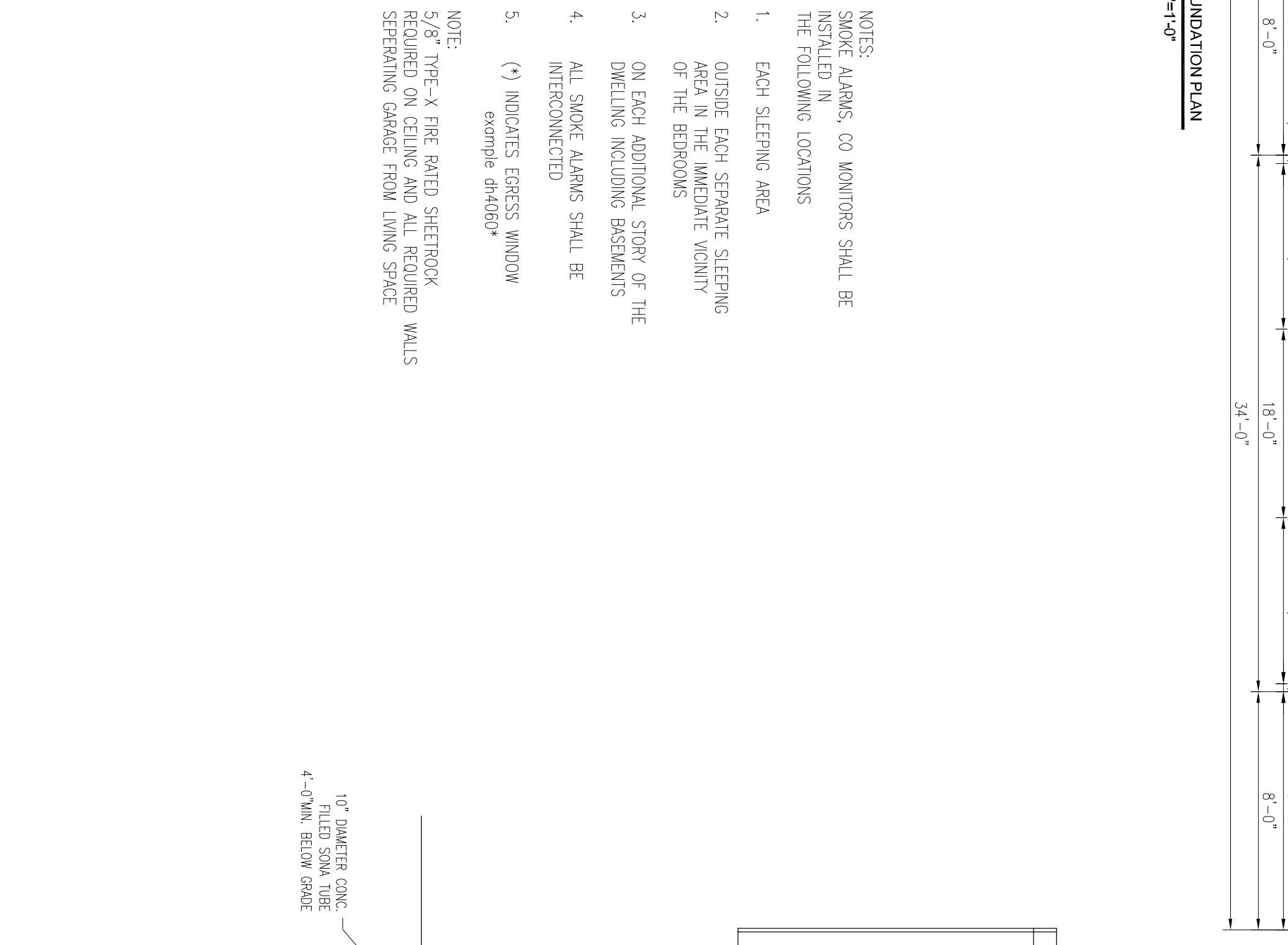
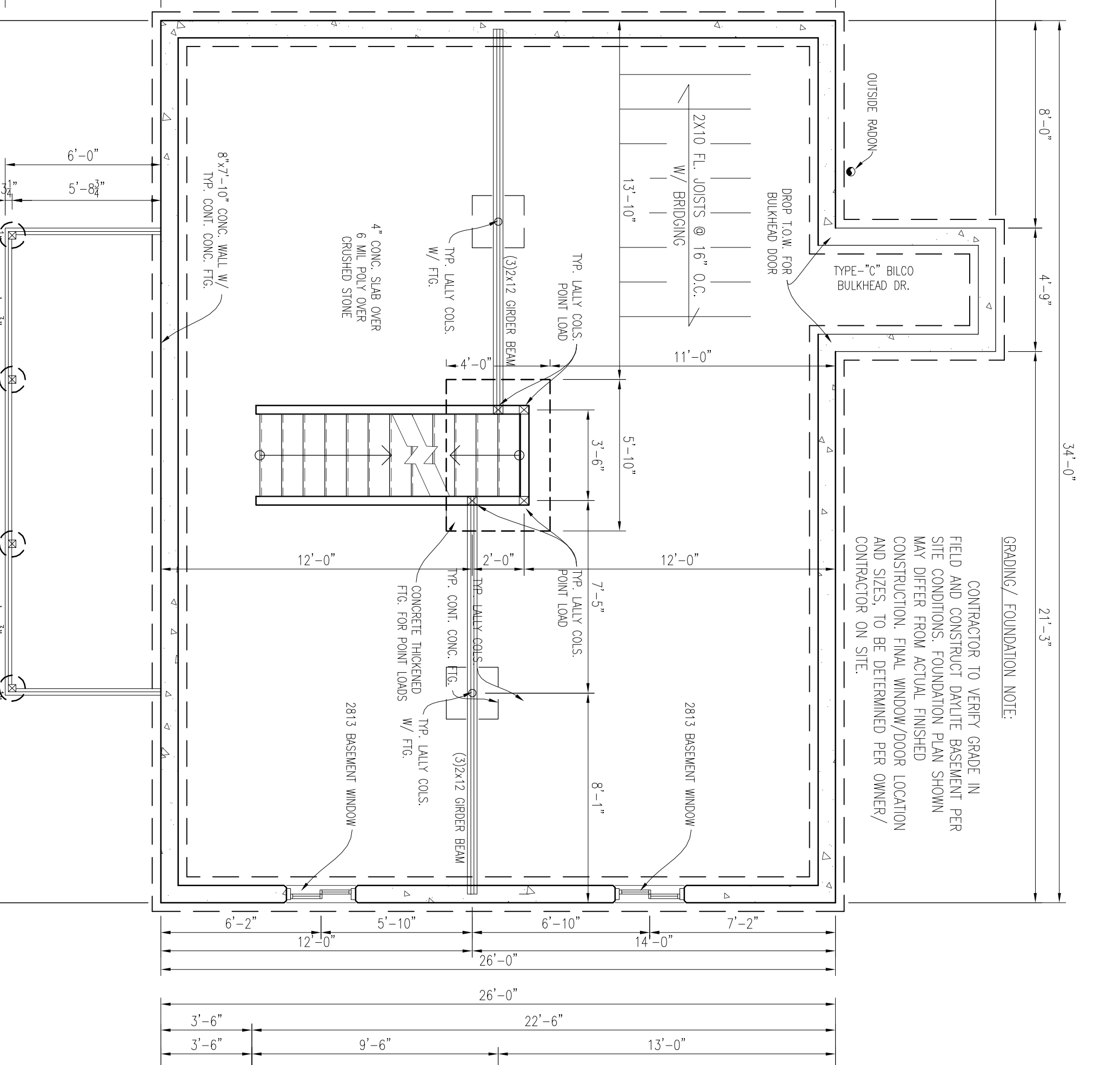
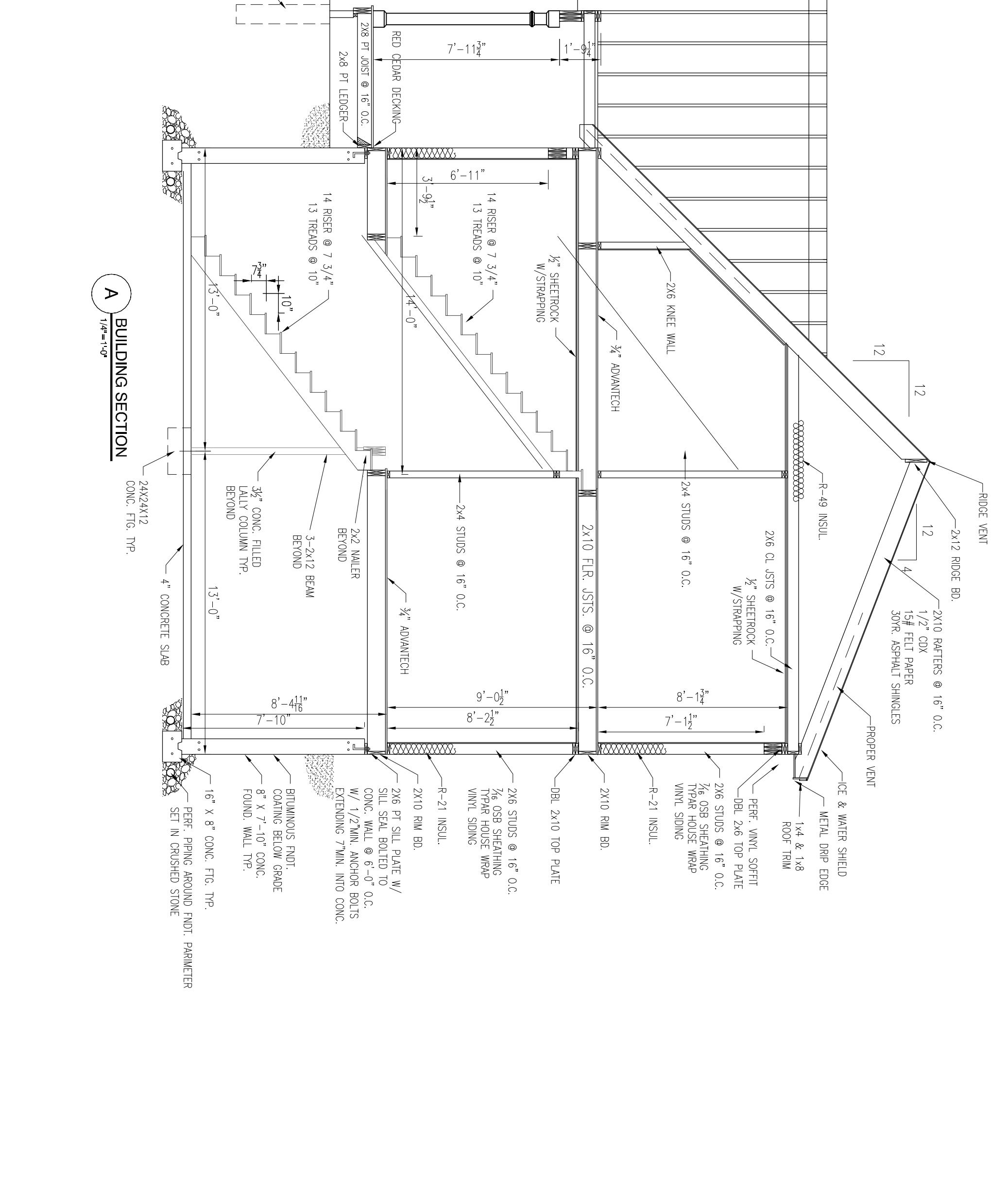


- NOTES:  
SMOKE ALARMS SHALL BE INSTALLED IN THE FOLLOWING LOCATIONS
1. EACH SLEEPING AREA
  2. OUTSIDE EACH SEPARATE SLEEPING AREA IN THE IMMEDIATE VICINITY OF THE BEDROOMS
  3. ON EACH ADDITIONAL STORY OF THE DWELLING INCLUDING BASEMENTS
  4. ALL SMOKE ALARMS SHALL BE INTERCONNECTED
- \* EGRESS WINDOW
- FOUNDATION NOTES:
1. 4" DIA. PERF. INTER. PERMEATE DRAIN SET IN MIN. 4" OF CLEAN CRUSHED STONE TO ALLOW FOR FUTURE SUB-SLAB VENTILATION IF REQUIRED.
  2. ALL COLUMNS THIS SHEET ASSUMED TO BE STOCK CONC. FILLED LALLY COLUMNS.
  3. ALL INTERIOR FOOTINGS ASSUMED TO BE 12" DEEP FOOTINGS LARGER THAN 2" WIDE TO BE REINFORCED WITH #4 REBAR AT 8" C/C BOTH WAYS.
  4. DECK SUPPORTS TO BE 10" DIA. SONOTUBES ATTACHED TO 18" DIA. PRE-CAST FOOTINGS W/ 2 PC. #4 REBAR @ LOOP 4X4 POST BASE SET FLUSH W/ FINISH GRADE AT TOP OR PER COM.
  5. CONTRACTOR TO VERIFY CONDITIONS IN FIELD AND STEP FND. AS REQUIRED PER GRADE.



- NOTES:  
SMOKE ALARMS, CO MONITORS SHALL BE INSTALLED IN THE FOLLOWING LOCATIONS
1. EACH SLEEPING AREA
  2. OUTSIDE EACH SEPARATE SLEEPING AREA IN THE IMMEDIATE VICINITY OF THE BEDROOMS
  3. ON EACH ADDITIONAL STORY OF THE DWELLING INCLUDING BASEMENTS
  4. ALL SMOKE ALARMS SHALL BE INTERCONNECTED
  5. (\*) INDICATES EGRESS WINDOW  
example dh4060\*
- NOTE:  
6/8" TOP-X FIBER GLASS SHEETROCK RECESSED ON CEILING AND REQUIRED WALLS SEPARATING GARAGE FROM LIVING SPACE



Project	184217	Sheet	B2
Client	339718		
Scale	1/4"=1'-0"		

**ROY ARCHITECTURAL DESIGN**  
99 PAVILION ROAD  
CORNISH, ME. 04020  
PHONE: 332-7716

**SEAMAN'S CONSTRUCTION**

**FOUNDATION AND FIRST FLOOR PLAN SECTION FLOOR PLAN AND SECTION**  
**CHURCH STREET VERSION 2**

THE DESIGNERS OF ROY ARCHITECTURAL DESIGN ARE NOT ARCHITECTS, AND/OR ENGINEERS. THE DRAWINGS ARE PROVIDED FOR GENERAL INFORMATIONAL PURPOSES ONLY AND HAVE NOT BEEN REVIEWED OR APPROVED BY A LICENSED ARCHITECT OR PROFESSIONAL ENGINEER. UNLESS OTHERWISE INDICATED, ROY ARCHITECTURAL DESIGN WILL BUILD TO THE PROJECT LOCAL CODES AND THESE CONCEPTUAL DRAWINGS. ALL CONTRACTORS AND SUBCONTRACTORS ARE TO FOLLOW LOCAL CODES AND BUILDING PRACTICES. TOP OF WALL HEIGHT MAY VARY PER SITE CONDITIONS. ALL SITE CONDITIONS ARE TO BE FIELD VERIFIED PER ON SITE CONDITIONS. NO WARRANTIES ARE MADE WITH REGARD TO THESE CONCEPTUAL DRAWINGS.